

Centre Number						Candidate Number				
Surname										
Other Names										
Candidate Signature										

For Examiner's Use	
Examiner's Initials	
Question	Mark
1	
2	
3	
4	
5	
6	
7	
TOTAL	



General Certificate of Education
Advanced Subsidiary Examination
June 2014

Physics A

PHYA1

Unit 1 Particles, Quantum Phenomena and Electricity

Tuesday 20 May 2014

9.00 am to 10.15 am

For this paper you must have:

- a pencil and a ruler
- a calculator
- a Data and Formulae Booklet (enclosed).

Time allowed

- 1 hour 15 minutes

Instructions

- Use black ink or black ball-point pen.
- Fill in the boxes at the top of this page.
- Answer **all** questions.
- You must answer the questions in the spaces provided. Do not write outside the box around each page or on blank pages.
- Do all rough work in this book. Cross through any work you do not want to be marked.
- Show all your working.

Information

- The marks for questions are shown in brackets.
- The maximum mark for this paper is 70.
- You are expected to use a calculator where appropriate.
- A *Data and Formulae Booklet* is provided as a loose insert.
- You will be marked on your ability to:
 - use good English
 - organise information clearly
 - use specialist vocabulary where appropriate.



J U N 1 4 P H Y A 1 0 1

WMP/Jun14/PHYA1/E5

PHYA1

Answer **all** questions in the spaces provided.

1 (a) The positive kaon, K^+ , has a strangeness of +1.

1 (a) (i) What is the quark structure of the K^+ ?

[1 mark]

.....

1 (a) (ii) What is the baryon number of the K^+ ?

[1 mark]

.....

1 (a) (iii) What is the antiparticle of the K^+ ?

[1 mark]

.....

1 (b) The K^+ may decay into a neutrino and an antimuon in the following way.

$$K^+ \rightarrow \nu_\mu + \mu^+$$

1 (b) (i) Complete **Table 1** using ticks and crosses as indicated in the first row.

[3 marks]

Table 1

Classification	K^+	ν_μ	μ^+
lepton	×	✓	✓
charged particle			
hadron			
meson			

1 (b) (ii) In this decay, charge, energy and momentum are conserved.

Give another quantity that is conserved in this decay and one that is not conserved.

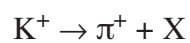
[2 marks]

Conserved

Not conserved



1 (c) Another possible decay of the K^+ is shown in the following equation,



1 (c) (i) Identify X by ticking **one** box from the following list.

[1 mark]

electron	<input type="checkbox"/>
muon	<input type="checkbox"/>
negative pion	<input type="checkbox"/>
neutral pion	<input type="checkbox"/>
neutrino	<input type="checkbox"/>
neutron	<input type="checkbox"/>
positron	<input type="checkbox"/>

1 (c) (ii) Give **one** reason for your choice in part (c)(i).

[1 mark]

.....

.....

.....

.....

10

Turn over ►



2 (a) Table 2 contains data for four different nuclei, P, Q, R and S.

Table 2

Nuclei	Number of neutrons	Nucleon number
P	5	11
Q	6	11
R	8	14
S	9	17

2 (a) (i) Which nucleus contains the fewest protons?

[1 mark]

nucleus

2 (a) (ii) Which **two** nuclei are isotopes of the same element?

[1 mark]

nuclei and

2 (a) (iii) State and explain which nucleus has the smallest specific charge.

[2 marks]

.....

.....

.....

.....

.....

.....

.....

2 (a) (iv) Complete the following equation to represent β^- decay of nucleus R to form nucleus X.

[3 marks]



2 (b) (i) The strong nuclear force is responsible for keeping the protons and neutrons bound in a nucleus.
Describe how the strong nuclear force between two nucleons varies with the separation of the nucleons, quoting suitable values for separation.

[3 marks]

.....

.....

.....

.....

.....

.....

2 (b) (ii) Another significant interaction acts between the protons in the nucleus of an atom. Name the interaction and name the exchange particle responsible for the interaction.

[2 marks]

Interaction

Exchange particle

12

Turn over for the next question

Turn over ►



3 (a) What phenomenon can be used to demonstrate the wave properties of electrons? **[1 mark]**

.....

3 (b) Calculate the wavelength of electrons travelling at a speed of $2.5 \times 10^5 \text{ m s}^{-1}$.
Give your answer to an appropriate number of significant figures. **[3 marks]**

wavelength m

3 (c) Calculate the speed of muons with the same wavelength as these electrons.
mass of muon = $207 \times$ mass of electron **[2 marks]**

speed m s^{-1}

6

Turn to page 8 for the next question



Turn over for the next question

**DO NOT WRITE ON THIS PAGE
ANSWER IN THE SPACES PROVIDED**

Turn over ►



4 (a) A fluorescent tube is filled with mercury vapour at low pressure. After mercury atoms have been excited they emit photons.

4 (a) (i) In which part of the electromagnetic spectrum are these photons?

[1 mark]

.....

4 (a) (ii) What is meant by an excited mercury atom?

[1 mark]

.....
.....
.....
.....

4 (a) (iii) How do the mercury atoms in the fluorescent tube become excited?

[2 marks]

.....
.....
.....
.....

4 (a) (iv) Why do the excited mercury atoms emit photons of characteristic frequencies?

[3 marks]

.....
.....
.....
.....
.....
.....



4 (b) The wavelength of some of the photons emitted by excited mercury atoms is 254 nm.

4 (b) (i) Calculate the frequency of the photons.

[2 marks]

frequency Hz

4 (b) (ii) Calculate the energy of the photons in electron volts (eV).

[2 marks]

energy eV

4 (c) Explain how the coating on the inside of a fluorescent tube emits visible light.

[2 marks]

.....
.....
.....
.....

13

Turn over for the next question

Turn over ►



- 5 A student investigates how the power dissipated in a variable resistor, Y , varies as the resistance is altered.

Figure 1 shows the circuit the student uses. Y is connected to a battery of emf \mathcal{E} and internal resistance r .

Figure 1

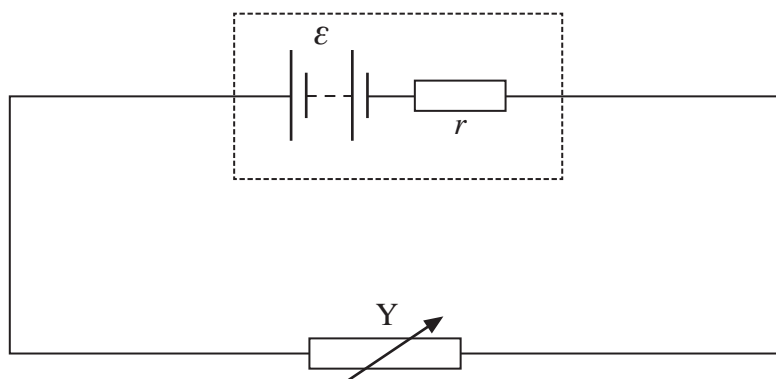
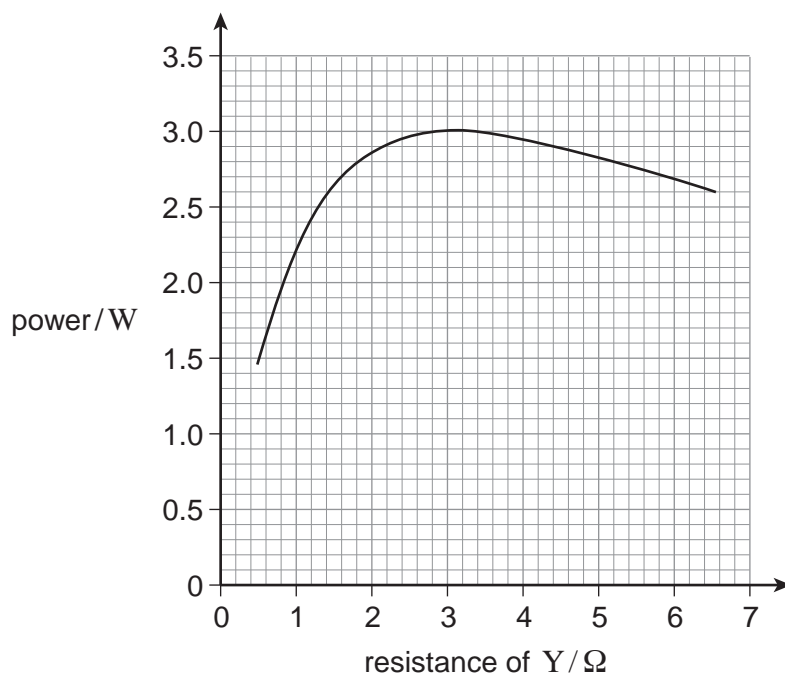


Figure 2 shows the results obtained by the student as the resistance of Y is varied from 0.5Ω to 6.5Ω .

Figure 2



5 (a) Describe how the power dissipated in Y varies as its resistance is increased from 0.5Ω to 6.5Ω .

[2 marks]

.....
.....
.....
.....
.....

5 (b) The emf of the battery is 6.0 V and the resistance of Y is set at 0.80Ω .

5 (b) (i) Use data from **Figure 2** to calculate the current through the battery.

[3 marks]

current A

5 (b) (ii) Calculate the voltage across Y.

[2 marks]

voltage V

5 (b) (iii) Calculate the internal resistance of the battery.

[2 marks]

internal resistance Ω

Question 5 continues on the next page

Turn over ►



5 (c) The student repeats the experiment with a battery of the same emf but negligible internal resistance. State and explain how you would now expect the power dissipated in Y to vary as the resistance of Y is increased from 0.5Ω to 6.5Ω .

[3 marks]

.....

.....

.....

.....

.....

12



6 The critical temperature of tin is -269°C . The resistivity of tin increases as its temperature rises from -269°C .

6 (a) (i) Define resistivity.

[2 marks]

.....
.....
.....
.....

6 (a) (ii) State the significance of the critical temperature of a material.

[2 marks]

.....
.....
.....
.....

6 (b) A sample of tin in the form of a cylinder of diameter 1.0 mm and length 4.8 m has a resistance of $0.70\ \Omega$.

Use these data to calculate a value of the resistivity of tin.
State an appropriate unit for your answer.

[4 marks]

resistivity unit

8

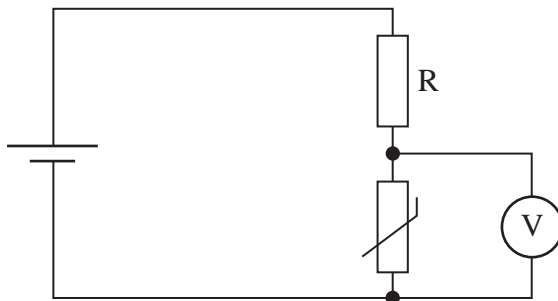
Turn over for the next question

Turn over ►



7 A thermistor is to be used as a temperature sensor. In order to find out how the voltage across the thermistor varies with temperature the circuit shown in **Figure 3** is set up.

Figure 3



7 (a) Data have to be obtained so that a graph can be plotted to show how the reading on the voltmeter varies with temperature between 0 °C and 100 °C. Design an experiment, using this circuit, to obtain enough data to plot the graph. Your answer should include:

- details of the measurements taken
- details of how the temperature of the thermistor can be varied
- an explanation of the need for resistor R
- an explanation of how the thermistor can then be used to measure the temperature of a room.

The quality of your written communication will be assessed in your answer.

[6 marks]

.....

.....

.....

.....

.....

.....

.....

.....

.....

.....

.....



.....

.....

.....

.....

.....

.....

.....

.....

7 (b) The experiment you designed in part (a) is repeated with the voltmeter connected across R instead.
State and explain how the readings on the voltmeter would be different.

[3 marks]

.....

.....

.....

.....

.....

.....

9

END OF QUESTIONS



There are no questions printed on this page

**DO NOT WRITE ON THIS PAGE
ANSWER IN THE SPACES PROVIDED**

